Instructions for use

HOME DELUXE
WIR MACHEN ZUHAUSE

Polyrattan Hanging Chair TWIN



Original instructions for use

ATTENTION:
Read the instructions completely and carefully before installation and commissioning. It contains important information on assembly and use.

IMPORTANT:

KEEP FOR FUTURE REFERENCE. READ CAREFULLY!

Table of contents

1. General 3
1.1. Product overview 3
1.2. General information 3
1.3. Warranty 3
2. Information on the instructions for use 4
2.1. Availability of the instructions for use 4
2.2. Target groups of the instructions for use 4
2.3. Translation information 4
2.4. Explanation of symbols 4
2.5. General information on the instructions for use 4
2.6. Intended use 5
2.7. General safety instructions 5
3. Product features 6
3.1. Technical data 6
3.2. Product description 6
4. Scope of delivery 6
5. Assembly 7
5.1. Safety instructions 7
5.2. Structure of the product 8
5.3. Accessories 9
6. Application 9
6.1. Safety instructions 9
6.2. Initial commissioning 10
6.3. Operation 10
6.4. Storage location 10
7. Troubleshooting 10
8. Maintenance and care 10
8.1. Safety instructions 10
9. Disassembly 11
9.1. Safety instructions 11
10. Disposal 11

Dear customer,

Thank you for choosing a product from **Home Deluxe GmbH.** We hope you enjoy your new TWIN polyrattan hanging chair.

The instructions for use support you during installation, commissioning, operation and maintenance of the product. The instructions for use and the safety instructions must be read carefully and completely. Observe these instructions to avoid dangers.

1. General

1.1. Product overview

Model: Polyrattan hanging chair TWIN	Article ID	Variant ID
Grey	18020	34929
Grey with rain cover	8805	6947
Brown	18015	34924
Brown with rain cover	8807	6949
Black	20592	49581
Black with rain cover	20593	49582

1.2. General information

In order to live up to our claim, we are constantly improving the quality, simplifying the assembly, operation or adapting the products to the customer's wishes. Due to these changes, the current version of the instructions for use can be found on our homepage.

The term "product" is used in the instructions for use for the "TWIN polyrattan hanging chair".
turns.

1.3. Warranty

The statutory liability for defects and warranty rights apply from the date of purchase.
Home Deluxe GmbH accepts no liability for damage caused by failure to observe the instructions for use. Complaints resulting from improper assembly or use are excluded from the warranty. In the event of defects to the product, please contact our customer service in writing, stating the product name, the serial number and a photo of the type plate:

Home Deluxe GmbH
Schanzeweg 2
32312 Lübbecke
Germany
Tel.: +49 (0)5743 6181-0
E-mail: info@homedeluxe.de
www.home-deluxe-gmbh.de

If you have any further questions, please contact our customer service.

2. Information on the instructions for use

2.1. Availability of the instructions for use

The instructions for use are part of the product and should be kept complete and in the immediate vicinity of the product.

2.2. Target groups of the instructions for use

The instructions for use must be read and observed by every person involved with any of the following activities or use:

- Unpack
- Assembly / Installation
- Commissioning / Operation
- Maintenance / Testing / Care
- Troubleshooting / Repair
- Disposal

2.3. Translation information

The original instructions for use were written in German. Any other language available is a translation of the German version.

2.4. Explanation of symbols

Symbol	Explanation of symbols
	**WARNING** The symbol indicates possible hazards that can cause fatal and serious injuries. Before carrying out the corresponding assembly or application step, the corresponding note must be read.
	**INFO** The symbol gives important information and indicates damage to property. Observe these before carrying out the corresponding assembly or application step in order to understand problems and avoid damage.
	**Read instruction manual** The symbol indicates that the instructions for use must be read carefully before assembly/installation and/or operation of the appliance.

2.5. General information on the instructions for use

The instructions for use refer to the TWIN polyrattan hanging chair. It contains important information on assembly, operation, maintenance and cleaning. The instructions for use, in particular the safety instructions, must be read carefully before using the product. Only use the product as described in these operating instructions to prevent accidental injury or damage. If the product is passed on to third parties, these instructions for use must also be handed over.

2.6. Intended use

The product is of high quality, durable and exclusively intended or suitable for use in private households to an appropriate and customary extent. Furthermore, our product is **not** intended for commercial use. Commercial use is only permitted with the written consent of Home Deluxe GmbH.
The product is only intended for use as a seat and must not be used as play equipment for children. Only use the product as described in these instructions for use. Any other use is considered improper and may result in damage to property or personal injury. The manufacturer accepts no liability for damage caused by improper or incorrect use.

2.7. General safety instructions

General hazard warnings



- Improper handling can lead to considerable personal injury and damage to property. For this reason, installation, commissioning, troubleshooting, maintenance and repair work may only be carried out by qualified persons.
- **Only** assemble the product if the scope of delivery is complete and in perfect condition.
- Make sure that all parts are undamaged and properly assembled. Improper assembly may result in injury. Damaged parts can affect safety and function.
- Only place the product on a safe, level and solid surface.
- Do not make any changes to the product
- Check the fastening at regular intervals.

Danger for children



- **Danger of suffocation!** Keep children away from packaging materials.
- Keep children away from the assembly site while assembling the product. The scope of delivery contains small parts that can be swallowed or cause serious injuries.
- **Danger of tipping over!** The product is not a children's toy, climbing wall or sports equipment. The individual elements of the product can fall over when loaded on one side, which can result in death.
- Children can injure themselves when playing with the product or pulling it up.
- Do not place the product directly or in the immediate vicinity of a play area.
- Explain to the children how to use the product properly and never leave them unsupervised while playing.
- Remove all sharp objects, broken glass or stones from the vicinity of the product. Make sure that playing children are not endangered.
- Make sure that small children do not put small parts in their mouths.

Risk of injury
Improper handling of the product can lead to injuries



- Check the product for visible damage before each use.
- Do not make any constructive changes to the product. Any modification must be authorised in writing by the manufacturer and carried out in accordance with the instructions.
- Make sure that the product is permanently installed to prevent injuries.

Risk of damage

- Improper handling of the product can lead to damage.
- Do not open the packaging with sharp objects (e.g. knife, scissors or similar), as this may damage the product. Be careful when opening.
- **Danger of tipping over!** Do not climb onto the product.
- Do not use the product near heat sources or open fire.

Explosion hazard

- **Caution:** Do not store highly flammable, combustible or explosive substances inside the product. Highly flammable substances can catch fire.

3. Product features

3.1. Technical data

Polyrattan Hanging Chair TWIN	
Basket (W x H x D)	145 x 126 x 74 cm
Frame (W x H x D x)	120 x 195 x 120 cm
Weight	38 kg
Load capacity	max. 250 kg
Material (frame)	Powder-coated tubular steel frame
Material (basket)	Poly flat rattan

3.2. Product description

Take advantage of the space and make yourself comfortable alone or with a partner. With gentle vibrations from a spring-loaded suspension, the product puts you in a pleasant state of calm. The product is extremely durable, weather-resistant, elegantly shaped and fits into any ambience. The metal frame is stable and extra sturdy. The product is durable, robust and has a high stability.

4. Scope of delivery

Check the packaging for external damage upon delivery. Furthermore, immediately after unpacking, check that the scope of delivery is complete and that the product and all components are in perfect condition. Only assemble the product if the scope of delivery is complete and undamaged.

Components/Parts

No.	Description	Number	Figure
1.	Basket	1	

No.	Description	Number	Figure
2.	Stand	1	
3.	Arm	2	
4.	Seat cushion	1	
5.	Pillow	2	
6.	Fixing bolt	4	
7.	Mother	8	
8.	Chain incl. snap hook	2	
9.	Spring retainer	2	
10.	Spring	2	
11.	Rain cover (optional)	1	

5. Assembly

5.1. Safety instructions

All health and safety information must be read.

Risk of injury

Improper handling during assembly can lead to injuries



- Your product will be delivered in some packages. Be very careful when opening the packages.
- **Only** assemble the product if the scope of delivery is complete and in perfect condition.
- Only place the product on a safe, level and solid surface.
- Make sure there is sufficient space for the assembly and installation of the product.
- Be sure to observe the mounting dimensions and use the mounting material supplied.
- Operating errors, assembly errors or damage caused by assembly are excluded from the warranty.
- At least 2 people are required to assemble the product.
- **Danger of crushing!** Fingers can be crushed in case of carelessness.
- Wear protective clothing such as safety shoes and protective gloves during assembly.

5.2. Structure of the product

The product is delivered disassembled and can be assembled with little effort. Follow the assembly instructions carefully. If they are not followed, the function and safety of the product cannot be guaranteed.

Tools needed

	Cutter knife	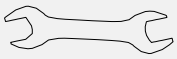	Spanner

-The following instructions must be read carefully.

-Carefully unpack the product.

Figure	Set-up step
	**Step 1** Place the stand (2) on the floor**.**
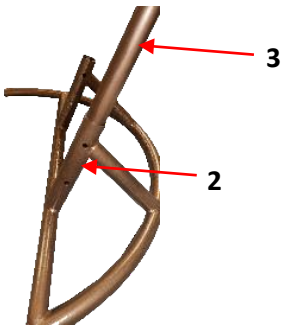	**Step 2** Push the arm (**3**) with the two holes into the receptacle of the stand (**2**). The holes of the arm and the stand must be aligned.
	**Step 3** Push the fastening bolt (**6**) through the holes (**see marking**). Screw all the nuts onto the fastening bolts and tighten them. **Attention!** The conical side of the nut must be placed facing the arm. Assemble the second arm according to the same principle.
	**Step 4** Insert the spring holder (**9**) from above through the hole provided. Mount the second spring holder according to the same principle.

Figure	Set-up step
	**Step 5** Guide the spring (**10**) through the holes in the spring holder (**see marking**). Mount the second spring according to the same principle.
	**Step 6** The chain with the snap hooks is already pre-mounted (**see marking**). Hang the basket (**1**) in the hooks of the spring (**10**) on. Place the seat cushion (**4**) in the basket (**1**) and fasten it. tige the cushions at the back of the wickerwork.

5.3. Accessories

Matching accessories: rain cover in various colours

6. Application

6.1. Safety instructions

The following health and safety information must be read carefully.

Risk of injury
Improper handling during operation can lead to injuries

- Do not use a damaged product.
- Do not make any changes to the product.
- The product is not a children's toy, climbing wall or sports equipment. Children are not allowed to play with the product.
- **Danger of crushing!** Fingers can be crushed in case of carelessness.
- Check the fastening at regular intervals.

Risk of damage

- To avoid damage, keep pets away from the product

6.2. Initial commissioning

Check the product for damage before using it for the first time. The product may only be used if it is undamaged.

6.3. Operation

Check before using the product,

- the proper condition.
- that all fasteners are tightened.
- that the function of the spring is given.
- that the basket is correctly mounted.

6.4. Storage location



- During the winter season, store the product and accessories in a dry, well-ventilated place that is protected from the weather as much as possible.
- Pull the rain cover over the product to store it.

7. Troubleshooting

If the following faults occur during operation, please check the causes of the fault using the table below. If the fault cannot be remedied by the measures listed, take the product out of operation.

Error	Possible cause	Solution
The stand wobbles or swings	- The product stands on uneven ground - The fixing screws have come loose	- Place the product on a flat surface - Tighten the fastening screws
The product hangs crooked	- Spring is unhooked - Chain with snap hook is not hooked in evenly	- Check the spring and keep it in place - Attach chain with snap hook of equal length

If another problem occurs with the product, contact us.

8. Maintenance and care

8.1. Safety instructions

Risk of injury
Improper handling during operation can lead to injuries



- Clean the surfaces with a damp cloth and a mild detergent.
  Do not use aggressive cleaning agents or high-pressure cleaners for cleaning.
- Also follow the instructions of the detergent manufacturer.

9. Disassembly

9.1. Safety instructions

Risk of injury
Improper handling during disassembly can lead to injuries



- The product has a high weight and large dimensions, at least 2 persons are required for disassembly.
- Secure the product against falling before disassembly.

Disassembly of the product must be carried out in reverse order to assembly. (**see chapter Assembly**)

10. Disposal



- Dispose of the product and all components in accordance with local and country-specific regulations, thus avoiding damage to the environment.
- Our packaging is made from environmentally friendly materials. They can be recycled and thus serve as valuable raw materials. Dispose of the packaging material (cardboard boxes, dirty packaging, etc.) separately and properly in accordance with the applicable national regulations.
- Contact the manufacturer if you are unsure about disposal.
- You can also obtain information on proper disposal from your local waste disposal centre.

Home Deluxe GmbH
Schanzeweg 2
32312 Lübbecke Germany
Tel.: +49 (0)5743 6181-0
www.home-deluxe-gmbh.de

GA-070-00- TWIN
2023/03